

# “Peanut Butter & Banana” - Stop Motion Animation Pre-Production Summary

By: Diana D’Achille

## GENERAL INFO:

1. **Your name:** Diana D’Achille
2. **Story idea:** #1
3. **Linear or Non-Linear?** Linear Stop Motion Animation (Includes Exposition, Complication, and Resolution)

**a. If Linear, summarize:**

**i. Beginning / Exposition:**

The Beginning (Exposition) of my stop motion animation will introduce the props for my storyline in a playful manner. (Plate, bread bag, 2 slices of bread, knife, peanut butter, banana, banana slices, napkin). I will introduce the plate into my scene first. After the plate is introduced the bread bag will move into the scene next. Each movement will follow the preceding action on my set. The bread bag will then bring two pieces of breads that will dance around on the plate to build the climax (middle) of my stop motion animation. I plan on moving the knife and peanut butter at the same time during the stop motion animation. Playing/moving multiple items at the same time will allow viewer to not lose attention during my animation.

**ii. Middle / Complication:**

After the peanut butter is spread on both of the breads the music will pick up around 10-20 seconds into the storylines. This will be the middle of my storyline and also the climax. The banana slices referred to the title of the animation will start making their way across the slices of bread. I will time the music to pick up as soon as the banana starts to divide into individual slices. It will be important that every movement prior to this moment builds up for what occurred when the banana starts to have a mind of its own and slice banana slices across the sandwich. The complication of this storyline is that the peanut butter and banana sandwich is not yet complete after the peanut butter is spread evenly over the pieces of bread. To create the sandwich the steps necessary to create a banana and peanut butter sandwich must be precise to resolve the complication. The additional conflict of this storyline is the hunger that is experienced by the mysterious banana creator/user during this storyline. It is at the middle of the storyline that the user is experiencing a combination of delight and hunger as the banana slices slide across the bread evenly.

**iii. End / Resolution:**

After the sandwich is complete the stop motion animation starts the "end" of my storyline. The end of the storyline is the sandwich being sliced in half, eaten and then the plate being cleaned. I will also add the name of the animation and my name on a paper that I tested in my test animation earlier in my pre-production phase. The end of my stop motion animation will complete the “Banana and Peanut Butter Stop Animation Lifecycle”.

### **Summarize how your story will fit that format:**

My story will fit this format by applying individual attention to each section. By defining the beginning, middle and end strongly in my stop motion animation my viewer will be able to identify the storyline segments without reading this paper. It will be important that the beginning of my stop motion animation builds up for the middle of my animation and concludes at the end.

# CREATIVE BRIEF:

1. **What must it be?**

A liner stop motion animation with a Beginning (Exposition), Middle (Complication) and End (Resolution).

2. **Who is it for?**

It is for Professor Golden's Designing for Motion/Media class. It will be submitted in Blackboard for my teacher and peers to review, comment and provide feedback on.

3. **How long must it be?**

It must be 10 to 30 seconds (60 second max) at either 12 or 24fps (frames per second).

4. **What is your objective with the piece?**

The objective of my piece will be to define the beginning, middle and end of my stop motion animation in a fun and entertaining manner. It will be important that the beginning, middle and end of my animation be strongly represented in my animation.

4. **When is it due?**

Our project is due March 4<sup>th</sup> (By midnight).

5. **What is the overall idea?**

My idea is to use food for this stop motion animation. I plan on creating a banana and peanut butter sandwich. Creating a banana and peanut butter sandwich will provide flexibility within my linear storyline. Banana peanut butter sandwiches are also my favorite things to eat for lunch. I am hoping to time the music precisely with each movement in my storyline.

6. **What is the storyline summary?**

The summary of this storyline is the journey of a peanut butter and banana sandwich from creation to being eaten.

7. **Elevator pitch:**

Lively kitchen props create banana peanut butter sandwich which disappears without a physical human's interaction.

8. **Tagline:**

"Prepare, create, enjoy."

9. **Look and feel description:**

The sandwich bread will be fresh, the peanut butter will look smooth (not chunky), the sandwich will look delicious, the set will be clean without distracting elements.

10. **Identify classic plot.** (Ex: Good vs Evil / Overcoming the Monster, Rebirth and Redemption, Rags to Riches, Role Reversals, Buddy Stories, Love Stories, Quest / journeys / Voyage and Return, Ship of Fools, The Rebel / Life Against the Grain, Coming of Age, or "Other" (explain):

The classic plot of "Banana and Peanut Butter" is a combination of "Journey" and "Start to Finish" (aka "Other"). The liner stop motion animation captures the eaten (disappearing sandwich) from the very beginning of it being created to very end of it being eaten. I would also consider it a "Journey" since the plot showcases the lifecycle of the peanut butter banana sandwich. The plot focus remains on the creation to destruction of the peanut butter sandwich the entire stop motion animation.



# Story Board #1

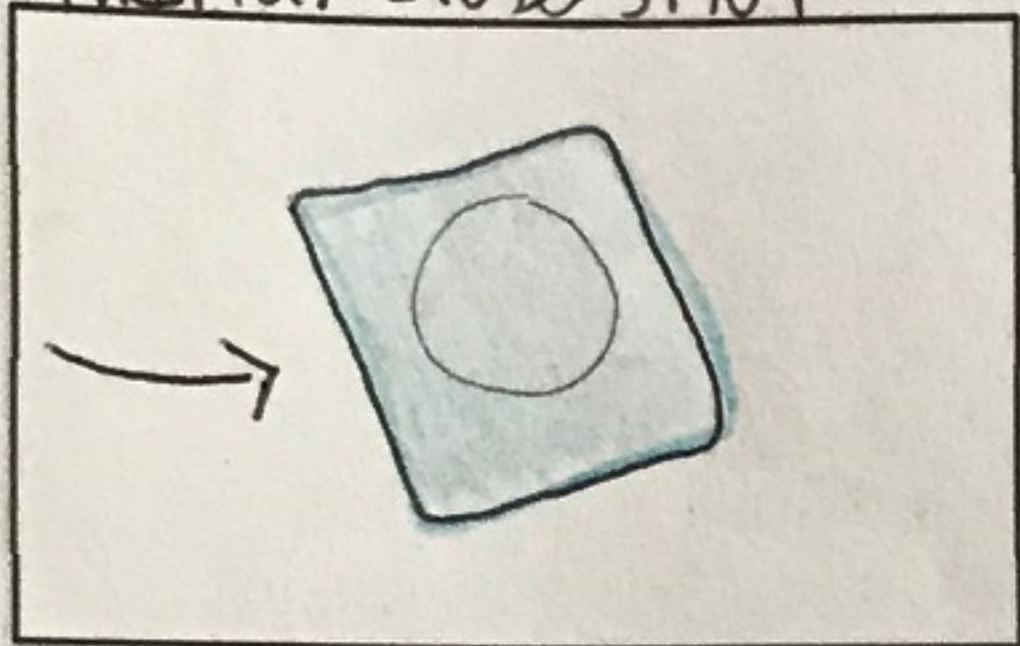
(includes Exposition, complication and resolution)

Linear stop motion animation

Project: "Banana & Peanut Butter"


Page: \_\_\_\_\_

Aerial close shot




Introduce plate in playful manner  
(stir hunger)

Aerial close shot

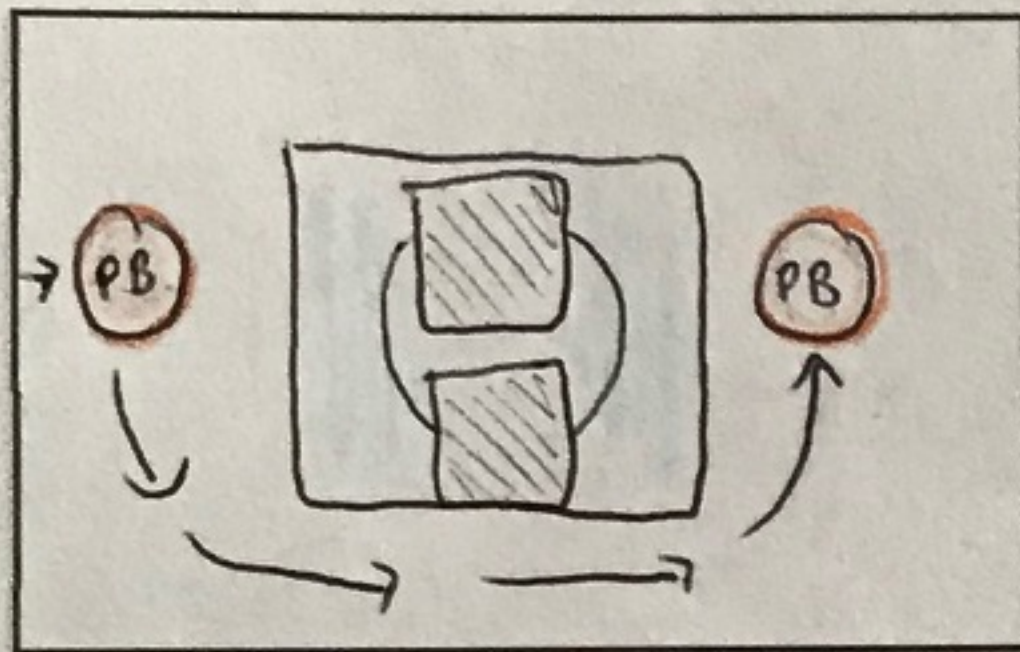


Bread bag presents itself on left of set  
(plate is still)


Aerial close shot




Bread bag leaves scene  
Bread plays on plate evokes "hunger" in audience




Peanutbutter enters scene




Knife plays with peanutbutter. (Solving \* for hunger) - Problem




Peanutbutter is spread on bread



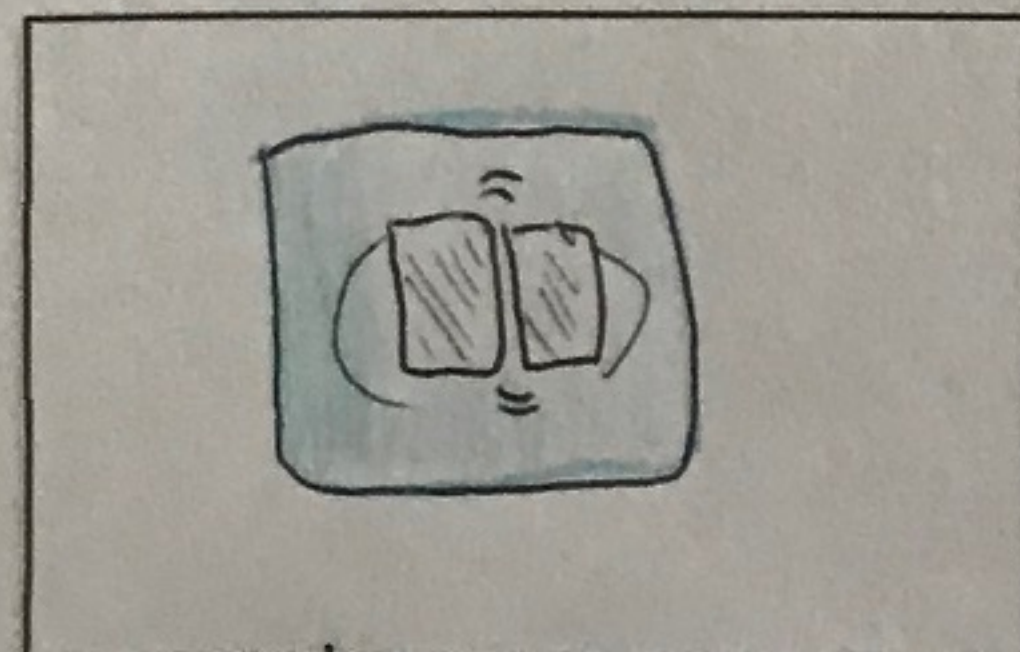
Peanut Butter and knife exit scene  
Banana enters scene



slices of banana move on bread.



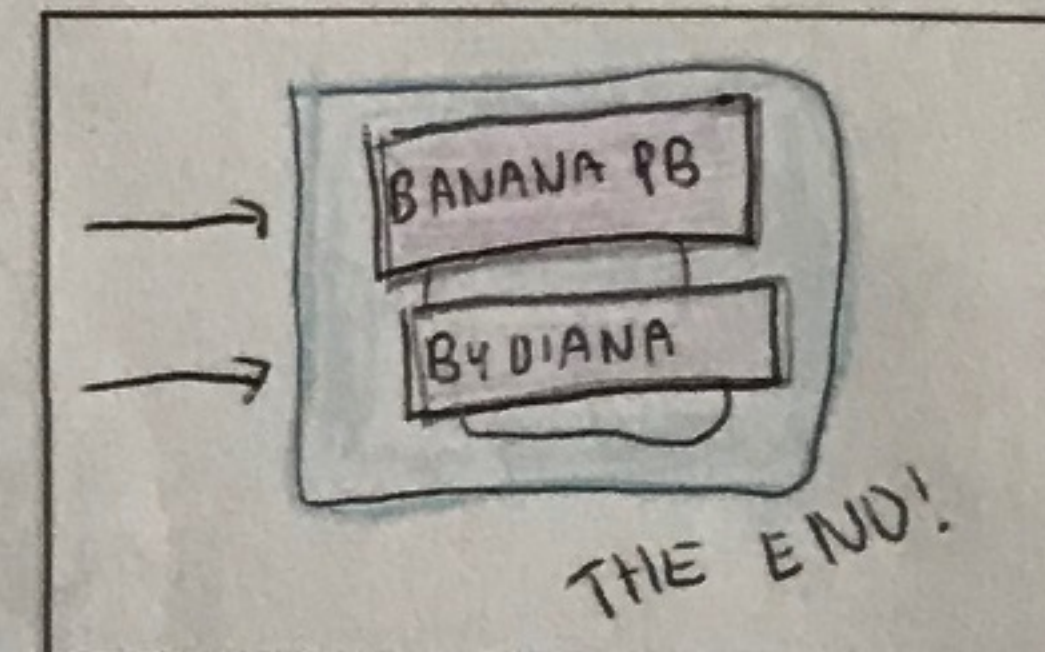
Sandwich is almost complete! 😊  
Peel leaves scene



Sandwich comes together, and splits.



Sandwich gets eaten!!  
\*(resolution!)



Paper enters scene for ending frame.